

FZA 2.8-6T
6V 2.8AH



FZA 2.8-6T



Physical Specification

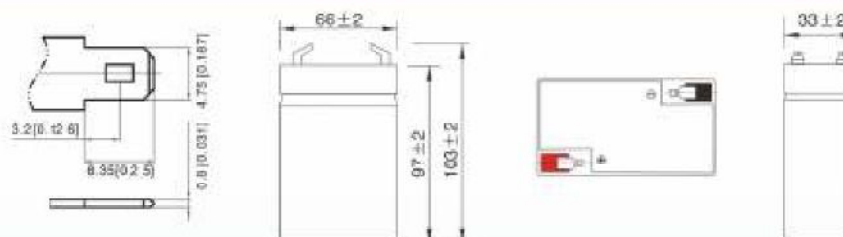
Part Number:	FZA 2.8-6T
Length:	66 ± 2 mm (2.60 inches)
Width:	33 ± 2 mm (1.30 inches)
Container Height:	97 ± 2 mm (3.82 inches)
Total Height (with terminal):	103 ± 2 mm (4.06 inches)
Approx Weight:	Approx 0.57kg (1.26lbs)

Specifications

	Normal Voltage	6V
	Normal Capacity (20HR)	2.8AH
Terminal Type	Standard Terminal	F1
	Optional Terminal	-
Container Material	Standard Option	ABS
	Flame Retardant Option (FR)	UL94:VO
Rated Capacity	2.80 AH/0.14A	(20hr, 1.80V/cell, 25°C / 77°F)
	2.60 AH/0.26A	(10hr, 1.80V/cell, 25°C / 77°F)
	2.40 AH/0.48A	(5hr, 1.75V/cell, 25°C / 77°F)
	2.13 AH/0.71A	(3hr, 1.75V/cell, 25°C / 77°F)
	1.76 AH/1.76A	(1hr, 1.60V/cell, 25°C / 77°F)
Max Discharge Current	42A (5s)	
Internal Resistance	Approx 30mΩ	
Discharge Characteristics	Operating Temp. Range	Discharge: -15 ~ 50°C (5 ~ 122°F)
		Charge: 0 ~ 40°C (5 ~ 104°F)
		Storage: -15 ~ 40°C (5 ~ 104°F)
	Nominal Operating Temp. Range	25 ± 3°C (77 ± 5°F)
	Cycle Use	Initial Charging Current less than 0.84A. Voltage 7.2V ~ 7.5V at 25°C (77°F) Temp. Coefficient -15mV/°C
Standby Use	No limit on Initial Charging Current Voltage 6.75V ~ 6.9V at 25°C (77°F) Temp. Coefficient -10mV/°C.	
Capacity affected by Temperature	40°C (104°F) 103%	
	25°C (77°F) 100%	
	0°C (32°F) 86%	
Design Floating Life at 20°C	5 Years	

Dimensions

F1 Terminal



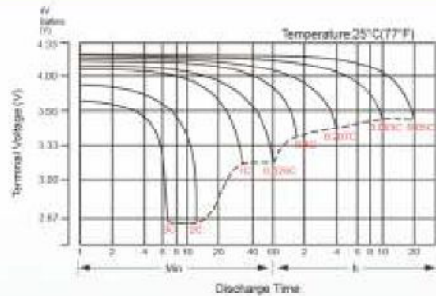
Constant Current Discharge (Amperes) at 25°C (77°F)

F.V/Time	5 min	10 min	15 min	20 min	30 min	45 min	1h	2h	3h	4h	5h	6h	8h	10h	20h
1.85V/cell	5.33	4.09	3.39	2.93	2.27	1.67	1.41	0.83	0.65	0.53	0.432	0.375	0.302	0.253	0.139
1.00V/cell	7.16	5.23	4.10	3.47	2.60	1.94	1.50	0.91	0.70	0.57	0.464	0.402	0.321	0.260	0.140
1.75V/cell	8.07	5.75	4.48	3.73	2.78	2.02	1.65	0.94	0.71	0.58	0.476	0.413	0.326	0.267	0.141
1.70V/cell	8.89	6.27	4.78	3.92	2.89	2.10	1.70	0.97	0.73	0.59	0.488	0.422	0.331	0.273	0.144
1.65V/cell	9.80	6.76	5.08	4.16	3.05	2.15	1.74	0.98	0.77	0.61	0.501	0.431	0.336	0.278	0.146
1.60V/cell	10.81	7.34	5.43	4.44	3.22	2.24	1.76	1.02	0.79	0.63	0.518	0.440	0.339	0.281	0.147

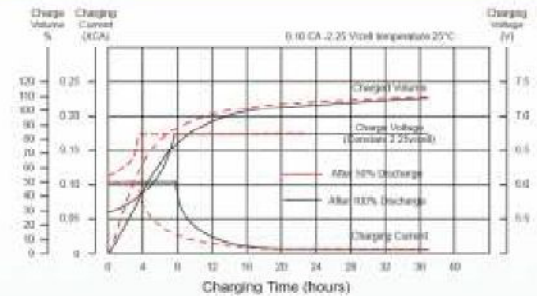
Constant Power Discharge (Watts) at 25°C (77°F)

F.V/Time	5 min	10 min	15 min	20 min	30 min	45 min	1h	2h	3h	4h	5h	6h	8h	10h	20h
1.85V/cell	9.75	7.56	6.33	5.53	4.32	3.21	2.72	1.62	1.27	1.04	0.847	0.737	0.597	0.500	0.275
1.80V/cell	12.9	9.55	7.54	6.44	5.02	3.71	3.03	1.75	1.36	1.10	0.905	0.787	0.631	0.515	0.277
1.75V/cell	14.3	10.3	8.14	6.86	5.17	3.81	3.15	1.81	1.38	1.12	0.926	0.806	0.641	0.528	0.279
1.70V/cell	15.3	11.0	8.57	7.16	5.35	3.95	3.24	1.85	1.41	1.15	0.948	0.822	0.649	0.538	0.284
1.65V/cell	16.6	11.8	9.04	7.54	5.60	4.01	3.29	1.87	1.47	1.18	0.970	0.837	0.658	0.548	0.288
1.60V/cell	17.9	12.5	9.51	7.95	5.87	4.16	3.31	1.94	1.51	1.22	0.999	0.853	0.663	0.553	0.289

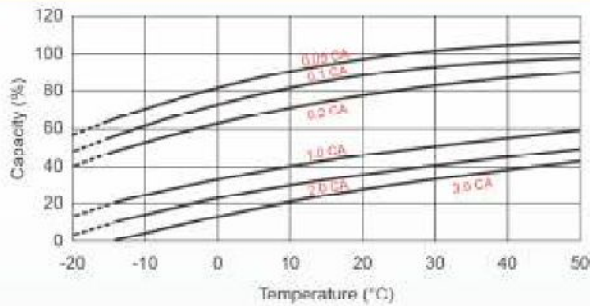
Discharge Characteristics



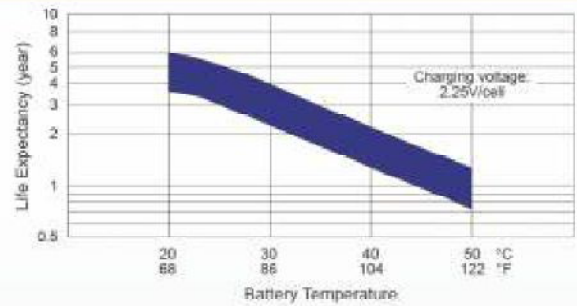
Float Charging Characteristics



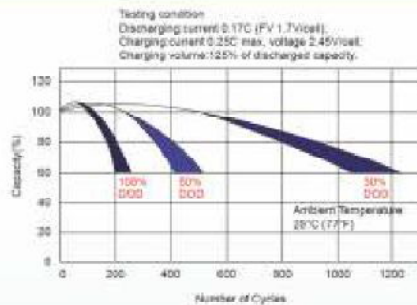
Temperature Effects in Relation to Battery Capacity



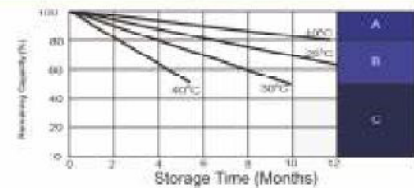
Effect of Temperature on Long Term Float Life



Cycle Life in Relation to Depth of Discharge



Self Discharge Characteristics



- A** No supplementary request (Charged supplementary charge before use if 100% capacity is required)
- B** Supplementary charge required before use (Optimal charging rate as below)
 - 1. Charged for about 3 days of limited current (0.25C) and constant voltage 2.25V/cell.
 - 2. Charged for about 10 hours at limited current 0.25C and constant voltage 2.25V/cell.
 - 3. Charged for 8 - 10 hours at limited current 0.5C.
- C** Supplementary charge may often fail to recover the capacity (The battery should never be left standing if this is avoided)